

8th Extra-Ordinary General Meeting of
UTI Asset Management Company Limited

Index

Sr. No.	Particulars	Page No.
1.	E-Voting Instructions for the ensuing 8 th Extra-Ordinary General Meeting (8 th EGM) of the Company	1
2.	Process for joining the 8 th EGM of the Company through VC / OAVM	7

E-Voting Instructions for the ensuing 8th Extra-Ordinary General Meeting of the Company

The 8th Extra-Ordinary General Meeting (8th EGM) of the Company is scheduled to be held on Tuesday, the 30th September, 2025 at 1400 hrs IST through Video Conferencing (VC) / Other Audio-Visual Means (OAVM) in accordance with the relevant circulars issued by Ministry of Corporate Affairs and Securities and Exchange Board of India (SEBI).





The Company is pleased to provide its members, the facility to exercise their voting rights on the resolutions set forth in the Notice of 8th EGM through e-voting services provided by KFin Technologies Limited (KFintech). Only a person, whose name is recorded in the register of members / list of beneficial owners maintained by the registrar and share transfer agent / depositories as on the cut-off date *i.e.* Friday, the 26th September, 2025, shall be entitled to vote.

The remote e-voting period will commence at **0900 hrs IST on Saturday, the 27th September, 2025** and will end at **1700 hrs IST on Monday, the 29th September, 2025**.

Members are encouraged to exercise their voting rights. The process and manner for remote e-voting is explained herein below:

1. Access to e-voting system of National Securities Depository Limited (NSDL) and Central Depository Services (India) Limited (CDSL) in case of individual members holding shares in demat mode:

Type of members	Login Method
Individual members holding shares in demat mode with NSDL	<p>1. User already registered for IDeAS facility:</p> <ol style="list-style-type: none"> Visit URL: https://eservices.nsdl.com either on a personal computer or on a mobile. Click on the 'Beneficial Owner' icon under 'IDeAS' section. On the new page, enter User ID and Password or select OTP based login. Post successful authentication, click on 'Access to e-voting'. Click on company name or e-voting service provider (ESP) and you will be re-directed to ESP website for casting the vote during the remote e-voting period. <p>2. User not registered for IDeAS facility:</p> <ol style="list-style-type: none"> To register click on link: https://eservices.nsdl.com.

	<p>b. Select 'Register Online for IDeAS' or click at https://eservices.nsdl.com/SecureWeb/IdeasDirectReg.jsp.</p> <p>c. Proceed with completing the required fields.</p> <p>d. Follow steps given in point no. 1 above.</p> <p>3. Alternatively, by directly accessing the e-voting website of NSDL:</p> <p>a. Open URL: https://www.evoting.nsdl.com/ either on a personal computer or on a mobile.</p> <p>b. Click on the icon 'Login' which is available under 'Shareholder / Member' section.</p> <p>c. A new screen will open. Enter your user id (<i>i.e.</i> your sixteen digit demat account number held with NSDL), Password / OTP and a verification code as shown on the screen.</p> <p>d. Post successful authentication, you will be redirected to NSDL site wherein you can see the e-voting page.</p> <p>e. You will be requested to select the name of the Company and the ESP name, <i>i.e.</i> KFintech.</p> <p>f. On successful selection, you will be redirected to KFintech e-voting page for casting your vote during the remote e-voting period.</p> <p>4. Alternatively, by downloading NSDL Mobile Application:</p> <p>a. Members can also download the NSDL Mobile App "NSDL Speede" facility from app store for IOS and play store for Android by scanning the QR code mentioned below for seamless voting experience.</p> <p style="text-align: center;">NSDL Mobile App is available on</p> <div style="display: flex; justify-content: center; align-items: center;">  App Store  Google Play </div> <div style="display: flex; justify-content: center; align-items: center; margin-top: 10px;">   </div>
Individual members holding shares in demat mode with CDSL	<p>1. Existing user who have opted for Easi / Easiest:</p> <p>a. Visit URL: www.cdslindia.com and click on login and select 'Myeasi New' or click on https://web.cdslindia.com/myeasitoken/home/login.</p>

	<ul style="list-style-type: none"> b. Login with your registered user Id and password. c. Click on 'Evoting' to access e-voting page without any further authentication. d. Click on ESP name to cast your vote. <p>2. User not registered for Easi / Easiest:</p> <ul style="list-style-type: none"> a. Option to register is available at https://www.cdslindia.com/ and click on login & My Easi New. b. Proceed with completing the required fields. c. Follow the steps given in point no.1 above. <p>3. Alternatively, by directly accessing the e-voting website of CDSL:</p> <ul style="list-style-type: none"> a. Visit URL: https://www.cdslindia.com/. b. Click on 'E Voting' to access e-voting page. c. Provide your demat account number and PAN. d. System will authenticate user by sending OTP on registered mobile & email address as recorded in the demat account. e. After successful authentication, user will be provided links for the respective ESP, <i>i.e.</i> KFintech where the e-voting is in progress.
Individual members login through their demat accounts / Website of DP	<ul style="list-style-type: none"> i. You can also login using the login credentials of your demat account through your DP registered with NSDL / CDSL for e-voting facility. ii. Once logged-in, you will be able to see e-voting option. iii. Once you click on e-voting option, you will be redirected to NSDL / CDSL site after successful authentication, wherein you can see e-voting feature. iv. Click on options available against company name or ESP and you will be redirected to e-voting website of ESP for casting your vote during the remote e-voting period without any further authentication.

Important note: Members who are unable to retrieve user id / password are advised to use 'forgot user id' and / or 'forgot password' option available at above mentioned websites.

Helpdesk for individual members holding shares in demat mode for any technical issues related to login through Depository i.e. NSDL and CDSL.

Login type	Helpdesk details
Shares held with NSDL	Please contact NSDL helpdesk by sending a request at evoting@nsdl.co.in or call at toll free no.: 022-4886 7000 / 1800 102 0990.
Shares held with CDSL	Please contact CDSL helpdesk by sending a request at helpdesk.evoting@cdslindia.com or contact at: 022-62343625, 022-62343626 and 022-62343259.

2. Access to KFintech e-voting system in case of members holding shares in physical and non-individual members in demat mode.

A. Members whose email ids are registered with the Company / DPs, will receive an email from KFintech which will include details of e-voting event number (EVEN), user id and password. They will have to follow the following process to cast their vote:

- i. Visit: <https://emeetings.kfintech.com/> or <https://evoting.kfintech.com/>
- ii. Enter the login credentials (i.e. user id and password). In case of physical folio, user id will be EVEN i.e. 9225, followed by folio number. In case of demat account, user id will be your DP id and Client id. However, if you are already registered with KFintech for e-voting, you can use your existing user id and password for casting the vote.
- iii. After entering these details appropriately, click on 'LOGIN'.
- iv. You will now reach password change menu wherein you are required to mandatorily change your password. The new password should comprise of minimum 8 characters with at least one upper case (A-Z), one lower case (a-z), one numeric value (0-9) and a special character (@, #, \$, etc.). The system will prompt you to change your password and update your contact details like mobile number, email id, etc. on first login. You may also enter a secret question and answer of your choice to retrieve your password in case you forgot it. It is strongly recommended that you do not share your password with any other person and that you take utmost care to keep your password confidential.
- v. You need to login again with the new credentials.
- vi. On successful login, the system will prompt you to select the 'EVEN' i.e. '9225' and click on 'Submit'.

- vii. On the voting page, enter the number of shares (which represents the number of votes) as on the cut-off date under 'FOR / AGAINST' or alternatively, you may partially enter any number in 'FOR' and partially 'AGAINST' but the total number in 'FOR / AGAINST' taken together shall not exceed your total shareholding as mentioned herein above. You may also choose the option 'ABSTAIN'. If the member does not indicate either 'FOR' or 'AGAINST' it will be treated as 'ABSTAIN' and the shares held will not be counted under either head.
 - viii. Members holding multiple folios / demat accounts shall choose the voting process separately for each folio / demat account.
 - ix. You may then cast your vote by selecting an appropriate option and click on 'SUBMIT'.
 - x. A confirmation box will be displayed. Click 'OK' to confirm else 'CANCEL' to modify. Once you have voted on the resolution(s), you will not be allowed to modify your vote.
- B. Members whose email id are not registered with the Company / DPs and consequently the Notice of EGM and e-voting instructions cannot be serviced, will have to follow the following process:
- i. Members are requested to follow the process as guided to capture the email address and mobile number for sending the soft copy of the Notice and e-voting instructions along with the user id and password. The member can update this details by submitting requisite ISR forms with KFinTech.
 - ii. Alternatively, members may send an email request to einward.ris@kfintech.com along with scanned copy of the signed request letter providing the email address, mobile number, self-attested PAN copy and Client Master copy, in case of electronic folio and copy of share certificate, in case of physical folio, for sending the Notice of EGM and the e-voting instructions.
 - iii. Members who have registered their email address, mobile number, postal address and bank account details are requested to validate / update their registered details by contacting the DP, in case of shares are held in electronic form or by contacting KFinTech, in case the shares are held in physical form.
 - iv. After receiving the e-voting instructions, please follow all steps mentioned above to cast your vote by electronic means.

UTI Asset Management Company Limited

- v. The details of persons to be contacted for issues relating to e-voting are as under:

Ms. Krishna Priya M

Senior Manager – Corporate Registry

KFin Technologies Limited

Unit: UTI Asset Management Company Limited

Selenium Building Tower-B Plot No 31 & 32 Financial District
Nanakramguda Serilingampally Rangareddy Hyderabad Telangana India-
500 032.

Toll Free / Phone No.: 1800-309-4001

WhatsApp Number: (+91) 910-009-4099

Email: einward.ris@kfintech.com

Website: <https://www.kfintech.com> or <https://ris.kfintech.com/>

Investor	Support	Centre	(DIY	Link):
https://ris.kfintech.com/clientservices/isc				

The facility for e-voting shall also be made available during the EGM for members who could not cast their vote prior to the EGM through remote e-voting. The members, who have cast their vote prior to the EGM by remote e-voting, may attend the EGM but shall not be entitled to vote again. Further, a vote once cast by way of remote e-voting or at the EGM cannot be changed.

Process for joining the 8th EGM of the Company through VC / OAVM

The 8th Extra-Ordinary General Meeting (8th EGM) of the Company is scheduled to be held on Tuesday, the 30th September, 2025 at 1400 hrs IST through Video Conferencing (VC) / Other Audio-Visual Means (OAVM) in accordance with the relevant circulars issued by Ministry of Corporate Affairs and Securities and Exchange Board of India (SEBI).

Members are encouraged to join the meeting through laptops / desktops with updated version of Google Chrome (preferred browser), Safari, Microsoft Edge or Mozilla Firefox 22. The process and manner for attending the 8th Extra-Ordinary General Meeting is mentioned below:

1. Visit: <https://emeetings.kfintech.com/>;
2. Enter Login ID and Password as used for e-voting;
3. Click on the 'Video Conference' tab and select the 'EVEN' i.e. '9225' of the Company;
4. Click on the symbol of video and accept the meeting etiquettes to join the meeting.

The members who do not have user Id and password for e-voting or have forgotten the user Id and password may retrieve the same by following the remote e-voting instructions as mentioned above.

Facility of joining the EGM through VC / OAVM shall be open 15 minutes before the time scheduled for the EGM and will be available for members on first come first served basis.

Members will be required to grant access to the webcam to enable VC / OAVM. The quality of OAVM will depend upon the internet connectivity of your device. It is therefore recommended to use stable Wi-Fi or LAN connection to avoid any kind of glitches.

The members who have not cast their vote through remote e-voting shall be eligible to cast their vote through e-voting system available during the EGM. E-voting during the EGM is integrated with the VC / OAVM platform. The members may click on the voting icon displayed on the screen to cast their votes during the EGM.

A member can opt for only one mode of voting i.e. through remote e-voting or voting at the EGM. If a member casts votes by both modes, then voting done through remote e-voting shall prevail and vote at the EGM shall be treated as invalid.

Members who may require any technical assistance or support before or during the EGM are requested to contact KFintech at toll free number 1-800-309- 4001 or write to them at evoting@kfintech.com.
